

White paper

Fiber Optic Connectors

Why Expanded Beam types are essential in military and other harsh environment applications

Abstract

Traditional butt-joint fiber optic connectors have proved to be un-reliable in harsh environment applications due to their sensitivity to dirt, dust, mud, water, oil and other contaminants. Expanded beam fiber optic connectors offer the solution. This paper explains the benefits of expanded beam technology over butt-joint connectors and demonstrates how expanded beam connectors offer improved reliability in military and other harsh environment applications.

Introduction

Butt-joint connectors were originally designed for data- and telecommunication systems operating in benign environments such as telephone exchanges and datacenters.

As the name suggests, these connectors employ ferrules containing optical fibers which butt together under spring pressure within an alignment sleeve allowing the optical fibers to contact to make the connection. During assembly, the ferrules are polished using high precision polishing machines to provide the precise end face geometry and sub-micron finishes necessary to achieve the required optical performance.

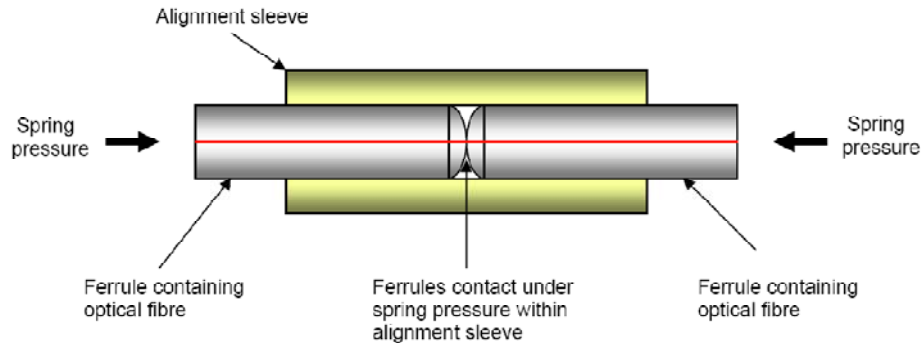
In recent years, these same ferrules have been incorporated into more rugged multi-way connector shells in an attempt to provide harsh environment fiber optic connectors for military applications.

The fundamental draw-back of butt-joint connectors is that when un-mated, the fiber itself is fully exposed to the outside environment. Any contaminants present will degrade the sub-micron polished finish on the fiber and cause the optical performance to deteriorate significantly. Often, even the process of attempting to clean the ferrule end can cause serious damage to the optical fiber resulting in high attenuation.

Expanded beam fiber optic connectors have been designed specifically to operate in harsh environments. They employ a non-contact technique where the fiber is fully sealed behind a lens. The lens effectively enlarges the active area of the fiber, thus providing a connector with greatly reduced dirt sensitivity and therefore higher reliability when used in adverse conditions.

Butt-Joint Connectors

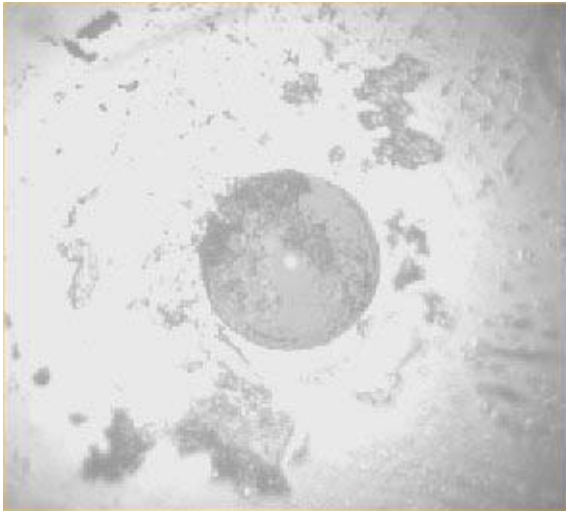
The butt-joint method is shown below



During connector termination, the ferrule end faces are polished on a high precision polishing machine to achieve a radiused profile that allows the optical fibers to contact. The ferrules are held in contact under spring pressure within a ceramic alignment sleeve. The ferrule end face geometry and sub-micron polish finish are critical in achieving optimum optical performance.

In a harsh environment application, this type of connector has a number of draw backs:

1. The highly polished ferrule ends are exposed to the outside environment when the connector is un-mated. This allows the fiber to become contaminated with dust, dirt, mud, water etc.
2. A dust particle as small as $9\mu\text{m}$ diameter on a SingleMode ferrule tip is enough to completely block signal transmission.
3. If a connector with dirty or contaminated ferrules is mated to another connector, the contamination is passed to that connector. Moreover, ferrules with a damaged end face could permanently damage ferrules in mating connectors.
4. Because the ferrules are sprung loaded against each other, any abrasive particles trapped between them will effectively be ground into the optical fiber surfaces causing serious damage and high signal attenuation.
5. Butt-joint connectors are difficult to clean as there are three components to the connection (two ferrules and an alignment sleeve). Alignment sleeves are usually retained in the receptacle connector face resulting in the need to clean inside a deep narrow socket. Often, connector disassembly is required to access the ferrules and alignment sleeves for cleaning.
6. Special cleaning materials are required to clean butt-joint ferrules. Lint-free tissues, cleaning solvent and specialist cleaning swabs are essential. Further damage to ferrules can occur if the correct cleaning materials are not used.
7. The ferrules in butt-joint connectors are sprung loaded and therefore inherently difficult to water seal. Some butt-joint connectors only seal when mated or if a protective cap is fitted.
8. When in perfect condition butt-joint connectors give good optical performance, insertion loss of around $-0,3\text{dB}$ and return loss (SingleMode) in excess of -45dB . However, the optical performance will degrade during normal usage in harsh environments and continue to degrade over the product life. High loss or complete signal failure can occur if the fiber core is damaged.



View on butt-joint ferrule end-face at X200 magnification showing typical contamination from dust and oily deposits.

For butt-joint connectors a ferrule inspection microscope is essential to check for ferrule contamination or damage.



Typical Butt-Joint Plug and Receptacle Connectors

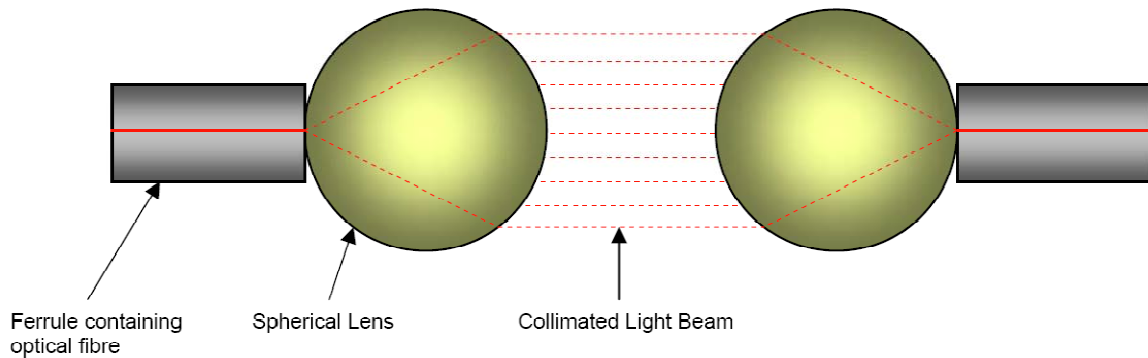
The plug connector ferrules are fully exposed and easily contaminated or damaged when un-mated.

The ferrules and alignment sleeves in the receptacle connector are recessed deep in the connector face, creating a dirt trap and making cleaning difficult.

Connector disassembly is required to properly clean the ferrules and alignment sleeves.

The Expanded Beam Principle

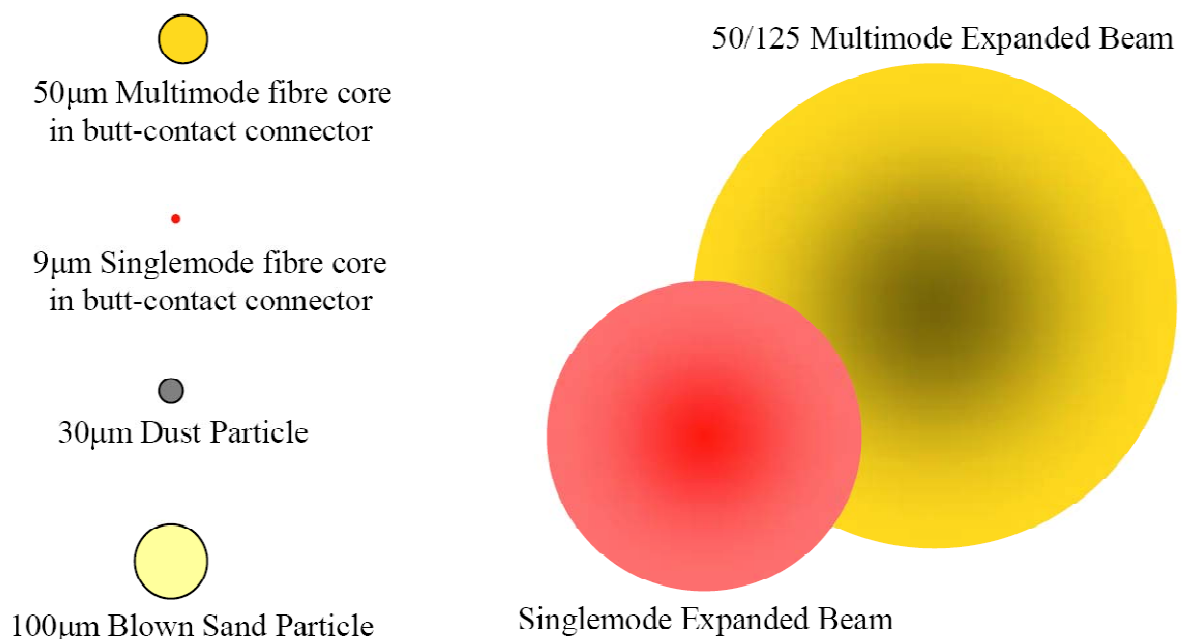
Expanded beam fiber optic connectors utilize a lens to expand and collimate the light emitting from an optical fiber. This collimated light beam is transmitted through an air gap to a mating connector, where the light is collected and focused by a second lens into a second optical fiber to complete the connection.



With 50/125 MultiMode fiber, the expanded and collimated light beam has an active area of around 150 times larger than the original optical fiber core. In SingleMode expanded beam connectors the active area of the light beam is approximately 2.000 times larger.

The effect of collimating and greatly increasing the beam diameter means that the connector is less sensitive to small particles of dust or other contamination which could completely obscure transmission in butt-joint type connectors.

The following is a scale representation of butt-joint and expanded beam diameters showing typical contaminant sizes:



The Expanded Beam Connector Insert

Multi-channel expanded beam connector inserts have been developed to offer a practical method of packaging the expanded beam concept. Typical expanded beam inserts comprise a stainless metal housing containing 1 to 16 spherical lenses (optical channels).

The Fibreco expanded beam insert utilizes a unique, patented optical arrangement whereby the critical interface between the optical fiber and the lens is permanently sealed in a controlled atmosphere during manufacture. This ensures that no dust, moisture or other contaminants can migrate into the optical path during the product life.

The front face of the expanded beam insert has a mating surface, an alignment pin and socket and one or more spherical lenses which are epoxy sealed. The lenses have an extremely hard anti-reflection coating. The Fibreco expanded beam insert has been carefully designed to avoid "dirt traps" and the largely flat front surfaces facilitate easy cleaning.

The expanded beam insert is sprung loaded when assembled in a connector shell. When two connectors are mated, the expanded beam inserts are aligned by the pin and socket arrangement and contact under spring pressure on their mating faces.

The spherical lenses do not contact.

Fibreco expanded beam inserts are easily terminated with standard fiber optic termination tools and equipment. Termination ferrules, based on standard LC connector technology (1,25mm diameter) are terminated onto optical fiber cable using the industry standard epoxy and polish technique. The termination ferrules are then simply inserted into the rear of the expanded beam insert and fixed in place with a retainer.

The termination ferrule can easily be removed from the expanded beam insert for connector re-use or repair. Importantly, should the expanded beam insert be damaged in service the connector can be repaired by replacing the expanded beam insert without the need to re-terminate the termination ferrules.



Various Expanded Beam Inserts



Expanded Beam Termination Ferrule

Expanded Beam Connector Shells

Hermaphroditic type expanded beam connectors have been designed specifically for external harsh environment applications and are widely used in military tactical communications, outside broadcast, mining and many other industrial applications.

Cable assemblies with hermaphroditic connectors can be easily daisy-chained and there is no requirement for male / female adaptors.



Connector shell materials to suit a wide range of environments are offered including Aluminium Alloy, Stainless Steel and Nickel Aluminium Bronze.

Fibreco hermaphroditic tactical connectors are fully sealed (IP68) mated or unmated and with or without dust-cap fitted.

The modular expanded beam insert design enables integration into many styles of harsh environment connector shell. Alternative connector types include MIL-C-38999 and sub-sea connectors.



MIL-C-38999 Series III expanded beam connectors are used in electronic equipment interface applications on military vehicles, aircraft and ships.

Size 11, 13, 15 and 17 connector shells are offered with 1 to 16 optical channels.

The connector features the generic MIL-C-38999 Series III tri-start thread and one turn self-locking, anti-vibration coupling mechanism.



Dry-mate sub-sea connector with four channel expanded beam insert.

Stainless Steel and Silicon Bronze shells with a depth rating of 3.000 meters for ROV applications.

High Reliability In Extreme Environments

Whilst the connector shell design and the quality of the harness manufacture have an important bearing on the reliability of a harsh environment fiber optic connector, by far the most critical factor is its fundamental ability to withstand the harsh environment conditions both when the connector is mated (or with its protective cap fitted), and also in its un-mated and therefore un-protected state.

Butt-joint connectors must also withstand the cleaning process as often damage can occur if un-trained personnel attempt to clean the connector or incorrect cleaning materials are used. In contrast, expanded beam connectors do not require disassembly or any special tools or cleaning materials to properly clean the connector. Damage cannot occur from the cleaning process.

The following demonstrates the ability of the Junior military tactical connector to resist mud immersion and be easily cleaned and returned to service with no detrimental effect on its optical performance:



1. Plug connector immersed in mud. The connector is fully sealed even without the dust cap fitted.



2. The mud will not cause damage to the expanded beam insert. A butt-contact connector would almost certainly already be destroyed in this state



3. Initial cleaning to remove mud and debris from the connector face can be done by rinsing in water. A hose, bucket of water, stream or muddy puddle will do.



4. Connector end-face is clean after rinsing.



5. The insert face is dried and wiped clean. Ideally a clean cloth or tissue is used but if these are not available the bottom of your coat will suffice.



6. Connectors plugged and ready for use.

- The whole cleaning cycle was completed in under 5 minutes.
- No damage to the insert surfaces or lenses will occur.
- Insertion loss was measured between $-0,90\text{dB}$ to $-1,15\text{dB}$ (9/125 4 channels) with an OTDR (Optical Time Domain Reflectometer).

Conclusion

Whilst butt-joint connectors have lower insertion loss than expanded beam connectors when the product is in perfect condition (typically $-0,3\text{dB}$), their optical performance will constantly degrade over the product life eventually leading to signal failure.

Regular maintenance of butt-joint connectors is required to maintain good optical performance. This involves disassembling the female connector parts, removing alignment sleeves (small parts which are easily lost in field conditions) and the use of special cleaning swabs, solvents and tools (including a ferrule inspection microscope).

The servicing of butt-joint connectors can only be performed by specially trained technicians. If the ferrules have been damaged, cleaning will not restore original optical performance. Damaged connector ferrules will require re-polishing and this can only be done using a fiber optic polishing machine in workshop conditions. Connectors with severely damaged ferrules will require complete re-termination or replacement.

Expanded beam connectors have been shown to withstand extreme environments without the need for special servicing or cleaning equipment. Protecting the optical fibers behind lenses ensures that no damage or degradation can occur.

The non-contact design of the optical surfaces in expanded beam connectors results in higher insertion loss than butt-contact connectors (MultiMode typically $-0,7\text{dB}$, SingleMode typically $-1,0\text{dB}$). However, the optical performance of expanded beam connectors is constant throughout the product life and the likelihood of product failure at a critical point is greatly reduced.